



PIASTA Welcome Week

How Does Studying Work?

Write us in the chat!

Let us know where you're watching from and what you're studying!



Copyright: UHH/vonWieding

How does studying work?

1. What can you expect at the start of your studies?
2. How is the semester structured?
3. What kind of courses are available?
4. What kind of examinations will you face?
5. How are degree programs organized?
6. What does it truly mean to study?
7. How to study effectively and sustainably?
8. Who can help you, and where can you find them?



Copyright: UHH/Wohlfahrt

1. What can you expect at the start of your studies?

What can you expect at the start of your studies?



Orientation module (OE)

- Important information for your subject
- STiNE
- Examination regulations and subject-specific provisions (FSBs)
- Choosing courses with tutors

When do OEs take place?

Short cut:

www.uni-hamburg.de/oe

Or:

www.uni-hamburg.de > Studies

You are now on the Campus Center website:
> Organizing your studies > First-year info

Example OE - Rechtswissenschaft

Montag, 06.10.2025	Dienstag, 07.10.2025	Mittwoch 08.10.2025	Donnerstag, 09.10.2025	Freitag, 10.10.2025
	09:00 – 10:00 Stipendienveranstaltung			
12:00 Begrüßung Einlass ab 11:00	10:00-10:25 Vorstellung Studierendenwerk Übertragung in den Hörsaal	09:45 - 10:00 Psychologische Studienberatung		10:00-11:30 EidRA
	10:30-12:15 Curriculum	10:05 - 11:25 Erasmus	11:30 - 13:30 Uninitiative	11:35-12:00 Abschluss Kleingruppen
ca. 12:30 Vorstellung des Studienmanagements	12:30 - 13:15 Vorstellung der Lehrenden	11:30 - 12:30 Schreibzentrum	14:00-15:30 Lernwerkstatt	12:00-13:30 Mittagspause
anschließend Kleingruppen	14:00 - 15:30 STiNE	12.30 - 13:30 Mittagspause	15:40- 16:40 Studieren mit Beeinträchtigung	13:45 - 14:00 Infoveranstaltung Erstsemesterfahrt
	15:45 Einführung in juristische Datenbanken oder	13.30 - 16:00 Praktiker*innen Vorstellung	15:45 Einführung in juristische Datenbanken	14:30-16:30 Rallye
	Meet&Greet mit dem FSR			

2. How is the semester structured?

You can find more information about the registration procedure on [Stine](#)

Timetable overview

Welcome Week	Orientation Module (OE)	Course Registration (Kursanmeldung)	Semesterstart	Break/ Ferien	Revision period/ Vorlesungsfreie Zeit
24.03.2026 – 26.03.2026	30.03.2026 – 02.04.2026 ! Not every degree program offers an OE for the summer semester.	First semester 30.03.2026 – 01.04.2026 Changes/ re-registration: 07.04.2026 – 16.04.2026	SuSe 2026 01.04.2026 – 30.09.2026 Lecture period 06.04.2026 – 18.07.2026	Pfingstferien: 10.05.2026 – 17.05.2026	19.07.2026 – 11.10.2026

How is the semester structured?

Lecture period

- Weekly courses and block courses
- Preparing for and following up on courses
- Working in study groups
- Documenting completed coursework
- Preparing for and taking exams

Revision period

- No courses
- Time for internships
- Time for term papers
- Exams (depending on faculty)



3. What types of courses are available?

What kind of courses are there?

Weekly courses

- 90 minutes, once per week
- Lectures
- Seminars
- Practical courses, tutorials, lab work ...

Block courses

- Individual appointments throughout the semester
- Several hours at a time

What kind of courses are there?



Copyright: UHH/Dichant

Lecture

- Many students
- Lecture hall or online
- Professors
- Written examination



Copyright: UHH/vonWieding

Seminar

- 10–30 students
- Research associates
- Group work
- Presentations
- Term paper



Copyright: UHH/Dingler

Practical course / tutorial / lab work

- 10–25 students
- In addition to other courses
- Tutors
- In-depth exercises

Scheduling at the University

12 s.t.

s.t. = *sine tempore* (Latin)

This indicates that the course begins punctually on the hour.

12 s.t.
= 12 pm

12 c.t.

c.t. = *cum tempore* (Latin)

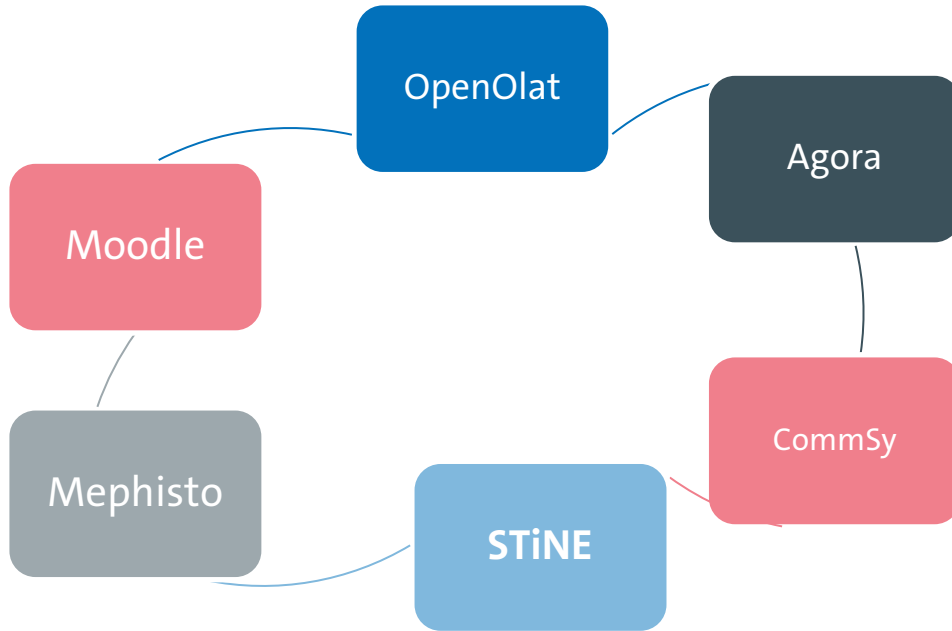
This indicates that the course begins 15 minutes after the hour (*academic quarter*).

12 c.t.
= 12:15 pm



Online learning platforms at Universität Hamburg

E-learning portal: www.uni-hamburg.de/elearning.html



The screenshot displays the 'Meine Kurse' (My Courses) page on the University of Hamburg e-learning portal. The interface includes a navigation bar with 'UNIVERSITÄT HAMBURG' and various menu items like 'KURSE', 'GRUPPEN', and 'KATALOG'. Below the navigation, there are tabs for 'Favoriten', 'In Vorbereitung', 'Aktiv', 'Beendet', and 'Suchen'. A search bar shows '6 Einträge'. The main content area lists several courses, including 'Friedensbildung/Peacebuilding - Grundlagen und Fallbeispiele', 'Landeskunde Brasil', and 'Latin America: Democracy and Conflict in a Comparative Political Perspective'. Each course entry has an 'Infoseite' and a 'starten' button. Below the course listings, there is a sidebar for '24-105.26 Latin America' with a table of contents including 'Syllabus', 'Introduction', and 'Module 1' through 'Module 6'. The main content area shows the 'Introduction' module, which includes a syllabus overview and a list of files for download, such as 'Dawson_latin_2011-america_since_independenc-selection+(1).pdf' and 'Introduction+Latin+America.pptx'.

4. How are degree programs organized?

How are degree programs organized?

Subject-specific provisions (FSBs)

- Program structure
- Module descriptions
- Calculation of grades

Examination regulations

- Regular period of study
- Recognition and accreditation of coursework and examinations
- Admission to examinations
- Thesis or something similar

How are degree programs structured?



Modules

- Required modules
- Required elective modules
- Multiple courses and examinations
- One or two semesters



Elective area

- Courses taken in addition to required courses



ECTS credits

- ECTS credits
- Credit points
- 1 ECTS credit = approx. 30 hours of work (e.g., participation and exam preparation)

Degree plan (FSBs)

Example: BA in Socioeconomics

“SWS” = credit hours per week
“LP” = ECTS credits

2 SWS = 1.5 hrs. per week

1 LP = time expenditure of 30 hours

Studienplan					
1. Semester	2. Semester	3. Semester	4. Semester	5. Semester	6. Semester
Einführungsmodule 30 LP		Methoden der Sozialökonomie 12 LP		Module im Schwerpunktfach 30 LP	Abschlussmodul 12 LP
10 SWS	10 SWS	4 SWS	4 SWS		
Quantitative Methodenmodule 18 LP		Aufbaumodule im Schwerpunktfach 30 LP		12–18 SWS	
7 SWS	7 SWS	8 SWS	12 SWS		
Allgemeines Wahlpflichtmodul 12 LP		Interdisziplinäre Aufbaumodule 36 LP			
4 SWS	4 SWS	8 SWS	4 SWS	4 SWS	8 SWS

5. What kind of examinations will you face?

What kind of examinations are there?

Coursework

- Not graded
- Presentations, portfolios, and smaller written work, for instance

Examinations

- Graded
- Written examinations, oral examinations, and term papers

Inform yourself in time about the **formal requirements** (deadlines, citation etc.)!
You can find more information in the *examination and study regulations* of your faculty and in your *Stine account*!

What kind of examinations are there?



Written examination

- Usually at the end of lectures
- Multiple choice
- Written tasks



Term paper

- Focus on a specific topic
- Consultations during office hours
- Line of inquiry and literature searches
- Deadlines
- Academic work/writing



Oral examination

- Agreed-upon topic
- Questions/discussion
- Duration of, e.g., 15–30 minutes



6. What does it truly mean to study?

What does it truly mean to study?

Independent study

(Bibliographic) research

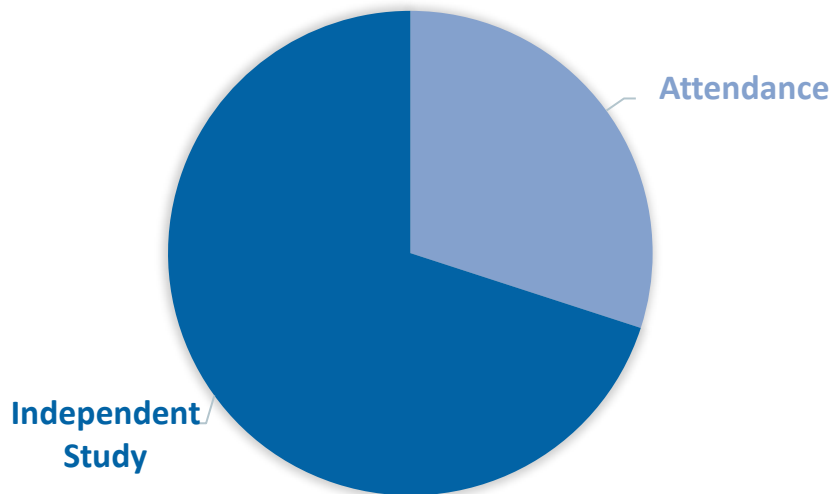
Preparation and follow-up

Examination preparation

In-depth work on topics

Reading

COURSE LOADS:



Attendance

Seminars, lectures,
tutorials, ...

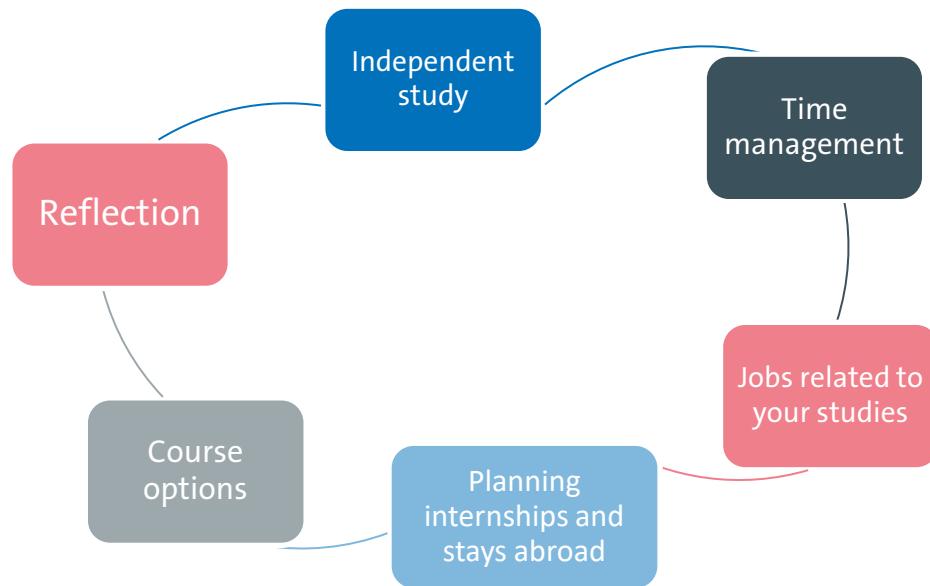
Group work

Internships and lab
work



7. How to study effectively and sustainably?

How can you actively shape your studies?



Reflecting on your studies and defining goals

It is a good idea to clarify your goals and motivation.

Ask yourself these questions:

What is fun about my studies?

What skills do I want to acquire?

What can I do to reach my goals?

Tips on managing your time

- **Important:** Plan your semester! What duties and deadlines are there? What do you want to decide yourself?
 - Think about what you want to learn or do and in which order, and then make a plan.
 - Set weekly and daily goals—be realistic and do not take on too much.
- Finish up your notes during the lecture/seminar and revise them afterwards.
 - Formulate the main points of texts directly after reading.
 - For further tips, check out the workshops and consulting services of the writing center

Resources for time management and reflection

Literature:

Bastian, Jasim / Groß Mlynek, Lena (2018): *Lerntechniken und Wissensmanagement: Wissen erwerben, speichern und verwerten*, Konstanz: UVK.

Sutoris, Martin (2018): *Der Uni-Coach. So kommst du entspannt, motiviert und erfolgreich durch dein Studium*, Berlin: Springer Verlag.

[Studienwissen: Tipps für Erfolg im Studium | e-fellows.net](#)

Podcasts:

[Tipps auf Augenhöhe \(tipps-auf-augenhoehe.de\)](#)

[Studis Online \(studis-online.de\)](#)

[Studium mit Rückenwind \(podomatic.com\)](#)

Resources for time management and reflection

PIASTA cooperation project:

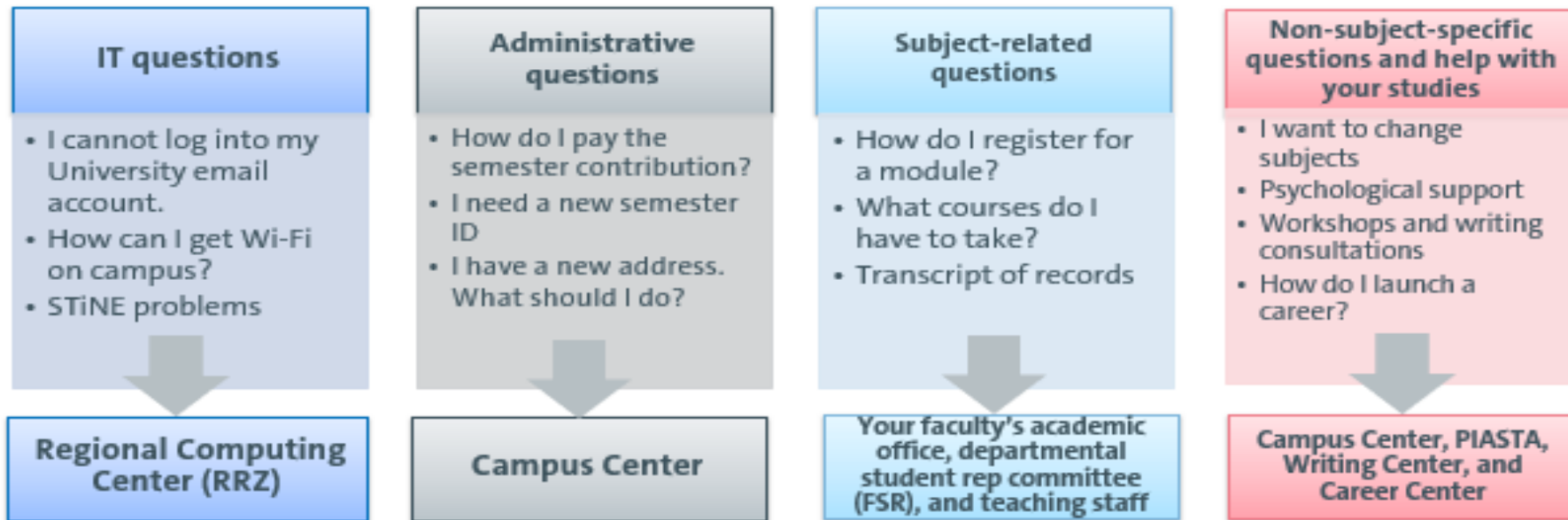
StudienPerspektiven blog:

<https://studienperspektiven.check.uni-hamburg.de/>

Extracurricular (voluntary) workshops in faculties and centralized institutions—on STiNE and UHH Join

7. Who can help you, and where can you find them?

Who can help me further?



Did you miss an event during Welcome Week? No problem!

See the [PIASTA Welcome Week page](#) to download all important information:

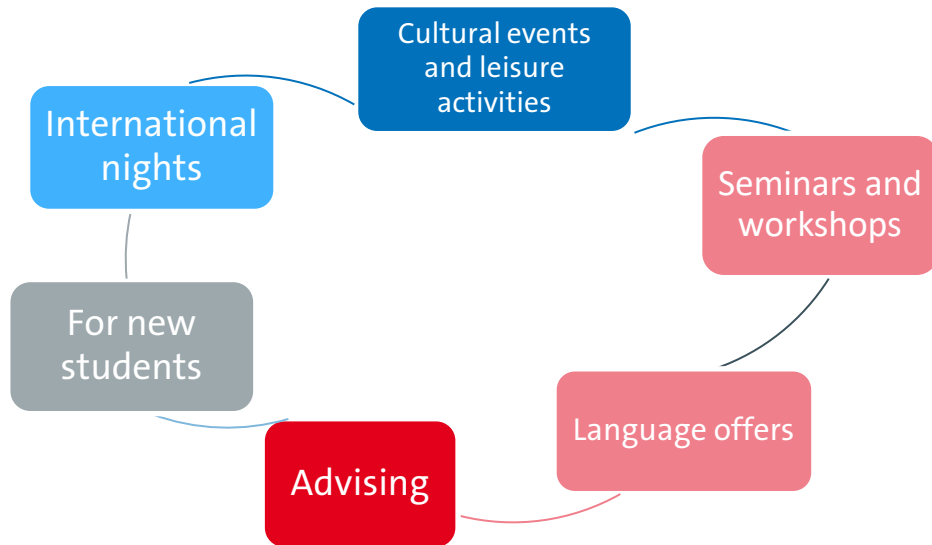
- Online campus tour
- To-Dos [brochures for new students](#)
- Presentation slides of all online events during PIASTA Welcome Week Among other things:
 - Who, What, Where? A short guide to the University
 - Working While Studying—What Do I Need to Know?
 - Academic Writing During Your Studies—Tips from the Writing Center
 - ...
- PIASTA tour guides
 - Campus tour (von-Melle-Park)
 - Hamburg by Night tours (St. Pauli, Sternschanze, and more)



Copyrights:
Universität Hamburg /
PIASTA

We can't wait to meet you!

PIASTA offers during the semester:



[More information and registration](#) **UHH JOIN**

Copyrights: Universität Hamburg / PIASTA

Who helps when and where?

Central points of contact

Help with studies (advice and workshops)

- Campus Center / Academic Advising
- Writing Center
- PIASTA

Social, financial, and legal advising

- Studierendenwerk Hamburg
- AStA (student council)

IT services at the University

- Regional Computing Center (RRZ)

Departmental contacts

- Academic office
- Departmental student representative committee (FSR)
- Lecturers

How can you stay in touch with us?

PIASTA on Instagram

- Info about upcoming events and offerings



[instagram.com/piastauhh](https://www.instagram.com/piastauhh)



PIASTA website

- Overview of all our events and advisory services that we offer
- You can register for all our events via [UHH-Join](#)

Newsletter

- Info about upcoming intercultural learning opportunities and workshops
- Job offers for students
- General info about PIASTA Events


[Sign up here!](#)



Online survey about Welcome Week

- We work hard to plan events and activities and would love to get your feedback.
- Our team will hand out a QR code for a questionnaire at in-person events. After you have taken part in your last event of the week, let us know how the week went for you.
- No QR code? No problem. At the end of Welcome Week, we can also give you an email link for the online questionnaire.
- After your last event at the end of the week, take a few minutes to answer the questions.

Thank you!



Thank you for your time!

Time for questions😊